

SEPHRA®

CATERING EQUIPMENT AND SUPPLIES

BOTTLE WARMER OPERATING MANUAL

MODEL: SINGLE, DOUBLE, TRIPLE & QUADRUPLE
VERSION 2.0 MAY 2023

Sephra is your one-stop-shop for Equipment,
Consumables, Spare Parts and Repairs.

TABLE OF CONTENTS

3	TABLE OF CONTENTS
4	IMPORTANT SAFEGUARDS
5	THE LEGEND OF SEPHRA
6	DEAR SEPHRA CUSTOMER
7	OVERVIEW & TECHNICAL DESCRIPTION
8	CHARACTERISTICS
9	USING THIS APPLIANCE
10	MAINTENANCE & CLEANING
11	AFTERSALES GUARANTEE

IMPORTANT SAFEGUARDS

Before using this appliance, please make sure you have read through this manual and paid particular attention to the safeguards listed below.

- This appliance is not to be used by anyone (including children) with reduced physical, sensory or mental capabilities, or lack of experience or knowledge.
- Do not use the appliance for anything other than its intended purpose.
- The use of accessories, other than those made specifically for use with this appliance, are not recommended by the manufacturer and may cause injury.
- This appliance should be plugged into its own individual electrical outlet with a proper voltage supply, which is properly grounded and can handle the wattage rating identified on the rating plate on the back of the unit.
- Check the power supply cable regularly for signs of deterioration.
- Do not connect or use with a damaged plug or cable. If the supply cord is damaged, it must be replaced by the manufacturer, its service agent or a similar qualified persons to avoid a hazard.
- In case of failure, examination and repair should be performed by a qualified technician.
- All maintenance must be performed by a qualified technician.
- The appliance is not designed to be switched on by an external timer or separate remote control system.
- If you need to use an extension lead, take care to unravel the whole length to avoid the cable overheating.
- Always connect or disconnect the power cord to the power socket with the thermostat control knob set at its lowest temperature and the power switch set in the "OFF" position.
- Do not place the appliance on a wet surface. Do not immerse the cord, plug, or appliance in water or liquids to protect against fire, electrical shock and other injury. Do not handle the appliance with wet hands.
- Do not let the cord hang over the edge of a table or counter.
- Do not put the appliance or its cable on or near a hot surface (electrical hotplate, hot gas burner, heated oven etc).
- Disconnect the plug when not in use and allow the appliance to cool before cleaning.
- The appliance must not be cleaned with a high or low-pressure jet.
- Do not bleach.
- Do not handle the appliance while hot.
- Do not touch the hot surfaces.
- Leave the appliance to cool prior to handling or cleaning.
- Place the appliance on a dry, stable surface, slightly back from the edge and at least 20 cm from any wall or element liable to be affected by heat.
- Do not block the machine, allow general ventilation.
- Do not use this device with wood, coal or any other energy source than that for which it provides (electrical energy).
- Do not place combustible materials such as, but not limited to, paper, cardboard, ungraded plastics etc. on or near this appliance.
- Do not store any item/s on top of this appliance when in use.
- Appliances which generate heat should not be left unattended.
- We recommend you keep the original packaging in which to store the appliance.

Please refer to these instructions in order to use the appliance safely for commercial purposes.

THE LEGEND OF SEPHRA

Woven among the threads of ancient Aztec legend, lies the story of Sephra – an enchanting goddess whose exotic beauty was akin to the rich, dark earth, combined with the lustre and glow of pure gold. Her voice is said to have been softer than the most delicate flower and, wherever she went, she permeated the air with the smell of sweet cocoa.

The Aztecs believed the spirit of Sephra nourished the cocoa trees and lived within their beans. Aztec rulers dubbed the cocoa tree ‘Theobroma Cacao’, meaning ‘food of the gods’. Its cocoa beans were considered so valuable they were given as sacred offerings to the gods and used to pay tribute to royalty.

Aztec ruler Montezuma was so enchanted by the goddess Sephra he commissioned an elite force of skilled artisans and master craftsmen to construct a temple in her honour. As a special offering, he built a magnificent fountain in the highest room of the temple and filled it with glistening spring water, which flowed from beneath its walls.

Montezuma then surrounded the fountain with a spectacular display of the most perfect cocoa beans in the hope that Sephra would continue to bless the people with a valuable cocoa bean crop.

According to ancient folklore, Sephra was so pleased with Montezuma’s gift that she visited him in a dream and vowed that her spirit would always live in the fountain he gave her. Montezuma then woke to the sweet, lingering smell of cocoa which led him to the top floor room of the temple where the fountain stood. To his amazement, the fountain no longer

flowed with water, but with the richest, purest chocolate – truly a gift from the gods.

For centuries, Sephra’s fountain remained hidden beneath the ruins of the Aztec temple, waiting to be discovered. Once it was finally unveiled, so too was the secret of the pure, rich chocolate once coveted by the rulers and gods.

© Sephra



DEAR SEPHRA CUSTOMER

Thank you for choosing one of our appliances. It is very easy to use and we do strongly recommend that you carefully read these instructions which include advice on how to use and install your appliance in order to obtain optimum results.

RECEPTION AND UNPACKING

Any product discrepancy or damage due to transport must be reported to your place of purchase or dealer within 24 hours of receiving your appliance. Please include a photo and description of the damage noticed on delivery.



ORDERING AND CONTACTING (240V)

You can order all you need for your appliance by contacting us on +44 (0)1592 656 737.

Purchase online by visiting our company website: <http://www.sephra.com>.

Any direct queries can be sent to: info@sephra.com.



ORDERING AND CONTACTING (110V)

You can order all you need for your appliance by contacting us on +1 858 675 3088.

Purchase online by visiting our company website: <http://www.sephrausa.com>.

Any direct queries can be sent to: info@sephrausa.com.

Our mission is to help you make your Sephra appliance a very profitable aspect of your business and we look forward to assisting you.

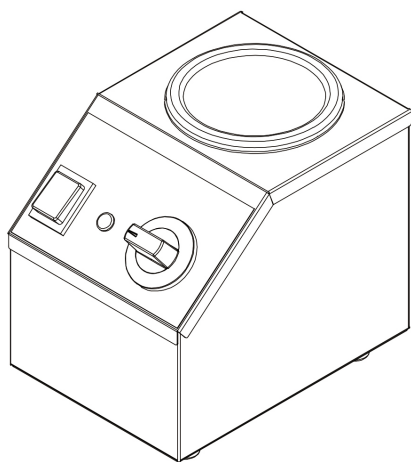
Thank you for choosing Sephra!

The Sephra team

OVERVIEW & TECHNICAL DESCRIPTION

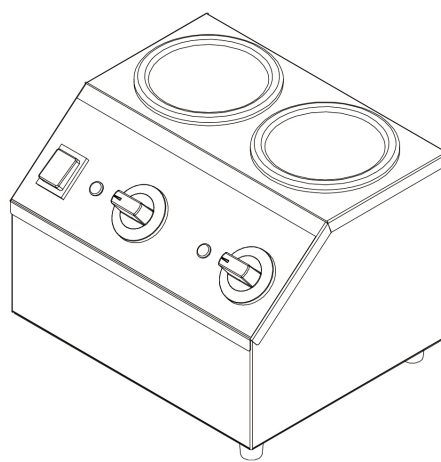
Keep your squeezable products at their perfect squeezing temperature, for quick and easy serving. Built around the FIFO 32oz / 1000ml bottle (sold separately), these models are designed for professional use without water. Strong and reliable, flexibility is key thanks to the accessible temperature controls; 32 to 194°F / 0 to 90°C.

Pictures are for illustration purposes only. Model shape will vary between the two international markets, while the trusted performance quality remains the same.



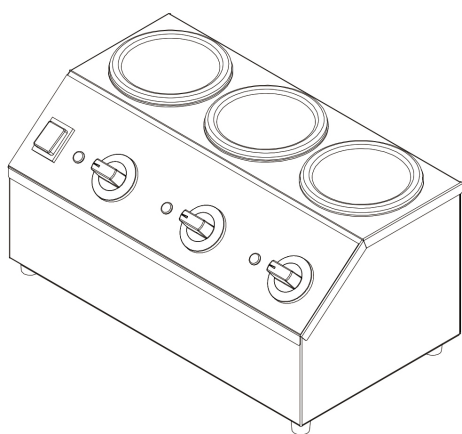
91005 (120V / 60HZ / 200W)
SESINGBOTO1 (240V / 50-60HZ / 200W)

UNIT SIZE: 162 X 220 X 205 MM
PACKAGE SIZE: 237 X 285 X 345 MM



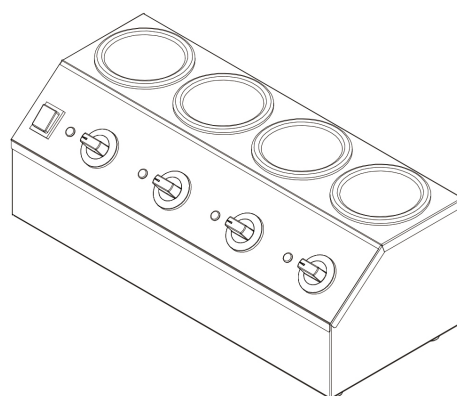
91006 (120V / 60HZ / 400W)
SEDOUBOTO1 (240V / 50-60HZ / 400W)

UNIT SIZE: 270 X 220 X 205 MM
PACKAGE SIZE: 345 X 285 X 345 MM



91007 (120V / 60HZ / 600W)
SETRPBOTO1 (240V / 50-60HZ / 600W)

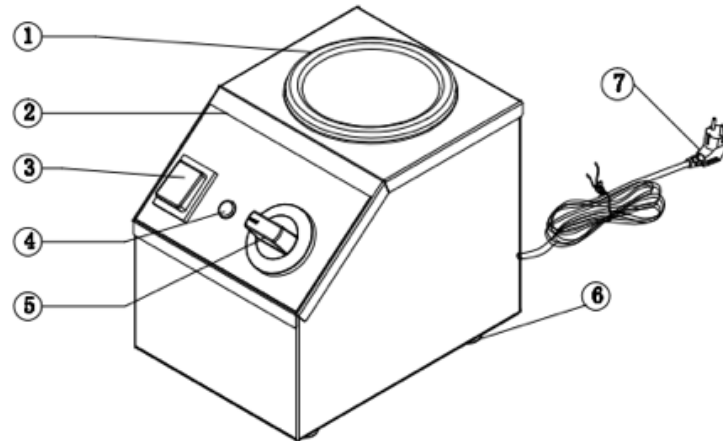
UNIT SIZE: 400 X 220 X 205 MM
PACKAGE SIZE: 465 X 285 X 345 MM



91008 (120V / 60HZ / 800W)
SEQUADBOTO1 (240V / 50-60HZ / 800W)

UNIT SIZE: 530 X 220 X 205 MM
PACKAGE SIZE: 600 X 285 X 345 MM

CHARACTERISTICS



- 1 (DRY-WELL) INNER BARREL
- 2 MAIN BODY
- 3 POWER SWITCH
- 4 HEATING INDICATOR LIGHT
- 5 TEMPERATURE CONTROL KNOB
- 6 FOOT
- 7 POWER CORD

IMPORTANT

- This unit is not for use with water.
- Never add water directly to the unit, or in the Inner Barrel (1).
- Never serve food directly from the Inner Barrel (1).
- FIFO bottles are not intended to be heated above 140°F / 60°C.
- FIFO bottles are not intended for storage. After each service (maximum 2 hours), they must be emptied of excess squeezable filling and cleaned.
- This appliance is not recommended for use outdoors.

USING THIS APPLIANCE

Choose an easy-to-clean work surface on which to install your Sephra Bottle Warmer.

The Sephra Bottle Warmer must be at least 8" / 20cm from any vertical surfaces that are not heat-resistant.

To ensure maximum ease of use, the Sephra Bottle Warmer should be between 33 and 37" / 85 and 95cm from the ground.

The Sephra Bottle Warmer is intended to be used with the FIFO 32oz / 1000ml bottle (sold separately).

- 1 Plug (7) in the Sephra Bottle Warmer to a suitable electric power supply.
- 2 Turn on the power switch (3).
- 3 Turn temperature control knob (5) to 140°F / 60°C and preheat the Sephra Bottle Warmer for 15 minutes without any bottles in place.
- 4 Be sure to fill each FIFO bottle with the amount of squeezable filling as necessary, to ensure a service of 2 hours maximum.
- 5 Turn the temperature control knob (5) to between 113 and 122°F / 45 and 50°C (maximum) to keep warm then insert the FIFO bottle into the dry well.

These temperature guidelines may vary depending on the ambient temperature of your room or work space.

MAINTENANCE & CLEANING

- Understand general rules and best practices applicable to electrical equipment before taking any action on your Sephra Bottle Warmer.
- Before cleaning your Sephra Bottle Warmer, unplug it and let the warmer cool down.
- Clean and use soft cloth and mild soap on exterior.
- Never use metal scouring pads, strong abrasives or detergents on the exterior of your Sephra Bottle Warmer.
- Never clean the Sephra Bottle Warmer by immersing it in water, or using a water jet.
- When storing your Sephra Bottle Warmer, set power switch to "OFF" position.
- Never add water directly to the Inner Barrel (1).
- Never serve food directly from the Inner Barrel (1).
- FIFO bottles are not intended to be heated above 149°F / 65°C.
- FIFO bottles are not intended for storage. After each service (maximum 2 hours), they must be emptied of excess squeezable filling and cleaned.
- Contact Sephra if you are unsure about anything to do with your Sephra Bottle Warmer. Refer to page 6 of this manual for details.

AFTERSALES GUARANTEE

This appliance is guaranteed for one year. We pay great attention to making sure each of our appliances reaches you in perfect operating condition. If you do find a problem when unpacking your appliance, please report it to our customer service team within 24 hours.

If you are confronted with faulty operation during the guarantee period, please contact your dealer, or place of purchase. No damage caused by incorrect use or failure to comply with the instructions is covered by the guarantee.

The symbol on the product or its packaging which represents a crossed out waste bin indicates this product must not be treated as ordinary household waste.

It must be taken to the appropriate recycling centre for electrical and electronic equipment or:

- to a point of sale if an equivalent item of equipment is purchased
- to a neighbourhood collection point (eg waste collection centre, selective waste collection, etc).

By making sure that this product is disposed of in appropriate fashion you will help prevent any potentially negative consequences for the environment and human health. Recycling of these materials will also help preserve natural resources.

For further information regarding the recycling of this product, contact your local authority, waste collection centre or point of purchase.

NOTES

SEPHRA®

CATERING EQUIPMENT AND SUPPLIES

Sephra Head Office - Sephra House, Denburn Road, Kirkcaldy, Fife, Scotland KY1 2BJ

Tel: +44 (0)1592 656 737 / Fax: +44 (0)1592 653 535

Web: www.sephra.com / Email: info@sephra.com

Sephra USA LLC - Tel: +1 858 675 3088 / Web: www.sephrausa.com / Email: info@sephrausa.com